

शासकीय वैद्यकीय महाविद्यालय व रुग्णालय, गोंदिया

कुंवर तिलकसिंह सामान्य रुग्णालय परिसर, नेहरु चौक, गोंदिया, महाराष्ट्र-४४१६०१

Telephone No 07182-238090

Email-ID:- gmcgstore२०१५@gmail.com

Website: www.gmcgondia.in

Ref. No./GMCHG/PS/Qt/ 1009 /२०२२

Date: ०१ / ०२ /२०२२

रुग्णालयातील विभागाकरीता आवश्यक असलेले रुग्णालयीन उपकरणे व साहित्य खरेदी करण्या करीता

जाहीर दरपत्रक सुचना

शासकीय वैद्यकीय महाविद्यालय व रुग्णालय गोंदिया या संस्थेकरीता आवश्यक असलेले रुग्णालयीन उपकरणे व साहित्य खरेदी करण्याकरीता इच्छुक पुरवठादाराकडून दोन लिफापा पद्धतीने दरपत्रक मागविण्यात येत आहे.

मोहरबंद लिफाप्यातील दरपत्रके सादर करण्याची अंतीम तारीख ४/०२/२०२२ सांयकाळी ५.०० वाजेपर्यंतची असुन दिनांक ०३/०२/२०२२ रोजी दुपारी १२.०० वाजता महाविद्यालयाच्या सभागृहात दरपत्रके उघडण्यात येईल. इच्छुक पुरवठादारास सादर सभेस उपस्थित राहता येईल.

दरपत्रक अधिष्ठाता, शासकीय वैद्यकीय महाविद्यालय व रुग्णालय, गोंदिया यांचे नांवाने सादर करायचे असुन प्रत्येक बाबीकरीता वेगवेगळे लिफापे सादर करायचा असुन प्रत्येक लिफाप्यावर उपकरणाचे नाव नमुद करुन खरेदी करण्याकरीता दरपत्रक असे स्पष्ट नमुद करण्यात यावे. तसेच दर हे पुरवठादाराने त्याचे लेटरहेड वर देण्यांत यावे.

सर्व दर हे एक नगा करीता सर्व कर समाविष्ट करुन नमुद करावे. अपुर्ण माहितीसह प्राप्त होणारी दरपत्रक नाकारण्याचा अधिकार अधिष्ठाता यांनी राखुन ठेवलेला आहे. तसेच यादी मधिल काही बाबी किंवा मागविण्यांत येणा-या संपुर्ण दरपत्रकाची प्रक्रिया रदद करण्याचा अधिकार अधिष्ठाता यांनी राखुन ठेवलेला आहे.

S. N.	Stage	Start
1	Date of tender/ quotation to publish	०१ / ०२ / २०२२
2	Bid/ quotation submission up to	०४ / ०२ / २०२२ up to 5.00 pm
3	Bid/ quotation closing date	०४ / ०२ / २०२२ at 5.00 pm
4	Envelope No- 1 Opening	०५ / ०२ / २०२२ at 12.30 pm
5	Envelope No-2 Opening	After Technical Evaluation Stage

- Envelope No-1 (Technical envelope):** It should contain only technical documents 1) Shop Registration No & GST documents, 2) Authorization certificate (if bidder is not a manufacturer), 3) Covering letter of q uoted equipment/ Instrument mentioning: Name, Make, & Model, 4) Compliance chart, 5) Product details: Brochure/ catalogue of Instrument, 6) User list & mobile no of users, 7) ISO/ ISI/ CE/ FDA/ certification documents (if applicable).
- Envelope No-2 (Commercial envelope):** It should contain price/ cost documents only). Representative of the bidder (manufacturer/ dealer/ supplier/ may remain present in the meeting by submitting authorization letter.
- On one envelope, bidder should write carefully as envelope no 1 (Technical bid) & another envelope as envelope No 2 (Commercial envelope/ price bid). Also write the name of equipment, due date & time of quotation submission, name of the bidder & mobile no.
- It is mandatory to submit the quotation envelopes in the stipulated date & time by post or in person at Government Medical College & Hospital, Gondia. Quotations received after due date & time will not be accepted under any circumstances.
- The quoted rates (Cost of equipment + GST + installation charges if any) should be F.O.R. destination at up to surgical store / related dept. of Govt. Medical college & Hospital, Gondia premises. (No extra payment will be done for loading/ unloading of goods). It should be submitted on letter head of the bidder.
- The quoted equipment/ instrument's make & model should be same in envelope no 1 & in the envelope no 2.
- The quoted equipment/ item should be as per the specifications as provided from this office. If not as per

specifications, please mention the deviations/ variations in the compliance chart. It is mandatory to prepare & submit the compliance chart. Also submit the brochure & tick the image of equipment in the submitted brochure in envelope no 1.

- 8) On issuing confirm supply order, bidder will have to acknowledge the receipt of supply order. The supplier has to supply the goods within the stipulated time. If the supplier fails to supply/ comply, within stipulated time period, the supply order may be cancelled & such bidder/ supplier will be declared as defaulter. The defaulter supplier will not be entertained/ considered for supply of items in future.
- 9) The undersigned reserves the rights to accept one or reject one or all quotation without giving any reason.
- 10) Quotation should be sent in the name of the "Dean, Govt. Medical College & Hospital, Gondia".
- 11) Demonstration of quoted equipment/ instrument (make & model) is must to user dept. It will be at the cost of bidder whose quotation is lowest one & is being accepted. If demonstration of equipment & its accessories is not satisfactory, quotation will be rejected.
- 12) On receipt of confirm supply order, the supplier has to supply the goods within 4-6 weeks if the item is Indian & 10-12 weeks if item is imported type.
- 13) On installation, the payment of the ordered goods will be done within 4-6 weeks & or subject to availability of grant/ funds). For the CMP purpose (unregistered) supplier should submit copy of pan card, cancelled check, one photograph, & bank details.
- 14) The free warranty period shall be two years from the date of installation of equipments. The successful bidder shall be required to deposit security deposit in the form of bank guaranty at the rate of 5% of the order amount for a period of two years.
- 15) Separate envelopes should be provided for each item and different tender form fee for each quotation form should be deposited in the mentioned bank account and a photocopy of the receipt should be attached.
- 16) The contractor shall be required to submit the bills in three copies for further procedure & payment shall be released as per terms & conditions with TDS of income tax & GST as per the prevailing rules.
- 17) These bills shall have to be submitted along with the delivery challan, installation report with the signature of concerned dept MS/ Deputy MS/ HOD / Unit head/ Matron/ Incharge sister.
- 18) The entry of equipment should be done by the concerned dept on the dead stock book register mentioning the register no & page no. on the installation report.
- 19) **Warranty:** The free warranty period shall be for two years from the date of commissioning/ installation of equipment. **After** completion of 2 years warranty period, manufacturer/supplier should give commitment to ensure after sale service of equipment as per mutual contract (Agreement between Dean & the supplier) as AMC (1% + GST) or CMC (5% + GST) & should ensure the supply of accessories for a period of 8 years. In case of non-compliance of AMC or CMC the supplier will be liable to pay penalty or for appropriate action. Payment of AMC or CMC on yearly basis will be made at the end of the year after satisfactory performance report from the end user. The successful tenderer/ bidder must ensure 95% uptime during warranty period. In case of downtime, warranty period will be extended for period of downtime. In case of failure of equipment & on complaint, the supplier's service engineer has to attend the call within 24 hours if supplier is from Gondia and within 48 hours if supplier is from other places. If not attended, supplier will be liable to pay a penalty of 0.07% of purchase cost for every day of delay. Such penalty will be recovered from the amount of security deposit. Certificate of such uptime / downtime issued by the end user will be binding for the supplier Replacement of spares parts thereof due to manufacturing defects during warranty period will be entirely at the supplier's cost.
- 20) **Contract Agreement:** Bidder should submit Contract Agreement on non-judicial stamp paper of requisite value.
- 21) It is a condition of the contract that all through the currency thereof, the price at which you will the supply stores should not exceed the lowest price charged by you to any customer during the currency of the contract and that in the event of the prices going down below the rate contract prices you shall promptly furnish such information to us to enable to amend the contract rates for subsequent supplies.
- 22) The supplier has to submit security deposit in the form of Bank Guarantee @ 5% of the cost of equipment for a period of 2 Years (Free warranty period) within 7 Days after confirm supply order.
  - Amount to be deposited to following account:

  
Dean

Government Medical College & Hospital  
Gondia

\* Document Tally List (Mentioned on the supplier's letter pad)

अ क्र	कागदपत्राचे नाव	जोडलेले आहे/नाही
१	Shop Registration No	
२	Authorization certificate (if bidder is not a manufacturer),	
३	Covering letter of quoted equipment/ Instrument mentioning: Name, Make, & Model,	
४	Compliance chart,	
५	Product details: Brochure/ catalogue of Instrument,	
६	User list & mobile no of users,	
७	ISO/ ISI/ CE/ FDA/ certification documents (if applicable).	
८	GST certificate & GST documents,	
९	Pan Card	
१०	Contact No	
११	Address	

ठिकाण:

निविदादाराची सही व तारीख

महाराष्ट्र शासन

शासकीय वैद्यकीय महाविद्यालय व रुग्णालय, गोंदिया

कुंवर तिलकसिंह सामान्य रुग्णालय परिसर, नेहरु चौक, गोंदिया, महाराष्ट्र-४४१६०१

Telephone No 07182-238090

Email-ID:- gmcgstore2094@gmail.com

अ.क्र.	यंत्राचे नाव	आवश्यक नगसंख्या
१	Dark Ground Microscope (Dark field Microscope)	१
२	OT LED Light Double Dome Make and Model Techno med Nova -४+४	१
३	Fetal Monitor (Non Stress Test Machine)	४
४	LCD Patient Monitor	६
५	Hysterectomy Set	५
६	CBC Machine ३ part diff Hematology analyzer	१
७	LSCS SET	१०
८	Delivery Set	१०
९	Electro Convulsion Therapy ECT Machine Brief Pulse and Sine Wave Mode LCD Display Impedance Check	१
१०	Ophthalmic Refraction chair unit with Surgeons chair	१
११	Ophthalmic OT table with surgeon stool	१
१२	Public Addresses system	१
१३	Stick Retinoscope	१
१४	Direct Ophthalmoscope	२
१५	Single Body Cold Cabinet	२
१६	Streture Trolley	२
१७	Computer	१
१८	Printer with scanner	१०
१९	Laptop	२
२०	Projector with Screen	३
२१	Refrigerator ३५० ltr	११
२२	Water Cooler १२० ltr	१०
२३	High Frequency Radio Surgery unit with cut, coagulation and fulguration mode	१
२४	Wood's Lamp skin analyzer	१
२५	Examination Lite single Dome on Stand	१
२६	Ultra High speed Lab Centrifuge machine ३२ holes with timer (Model R- १२C plus)	२
२७	Digital colorimeter	२
२८	Glucometer with strips	४
२९	Thin layer chromatography kit JSGW	१
३०	Submarine electrophoresis system and accessories	१

39	Vertical slab gel electrophoresis system	9
32	Paper Electrophoresis system	9
33	SLR Digital Camera	9
38	HB Meter	4
34	R H Living Box	2
36	Binocular Microscope	2
39	Nasal Speculum	4 sets
37	ENT examination chair	90
39	Job son Horne Probe	4
40	Tongue Depressor	4set of 8
41	Suction Apparatus	9
42	<del>Suction Apparatus</del>	<del>9</del>
43	Bayonet forceps	4
44	Bulls eye lamp	3
45	Head mirror	4
46	Otoscope	4
47	Tuning fork	4
48	Siegel's speculum	4
49	Nasal suction	2set of 4
50	Ear Suction	2set of 4
51	Aural speculum	4set of 8
52	Nasopharyngeal Mirror	4set of 8
53	Laryngeal Mirror	4set of 8
54	Laryngeal biopsy forceps	9
55	Micro laryngeal cup forceps	9
56	Micro laryngeal scissor	9
57	Laryngeal suction tips	9set of 3
58	Fibreoptic lighting system	2
59	Suspension system for laryngoscope	9
60	Kleinsassrs laryngoscope	9
61	Negus laryngoscope	9
62	Laryngeal foreign body forceps	9
63	Anterior commissure laryngoscope	9
64	Needle holder	82
65	Brad parker knife handle	2
66	Cricoid hook	2
67	Ribbon right angled retractors	8
68	Curved artery forceps	2

୬୯	Tracheal dilator	୨
୭୦	Straight artery forceps	୨
୭୧	Oesophagoscope	୩
୭୨	Rigid Bronchoscope	୩
୭୩	Oesophageal dilators	୧set of ୫
୭୪	Oesophageal suction tips	୧set of ୩
୭୫	Bronchial suction tips	୧set of ୩
୭୬	Oesophageal foreign body forceps	୧
୭୭	Bronchial foreign body forceps	୧
୭୮	Oesophageal biopsy forceps	୧
୭୯	Bronchial biopsy forceps	୧
୮୦	RO system ୧୨୦ ltr	୭
୮୧	RO system ୮୦ ltr	୪
୮୨	Xerox Machine	୧
୮୩	୩ KVA UPS	୧
୮୪	Patient Warming System	୨




Dean

Government Medical College & Hospital  
Gondia



**Sarras**

TRADE & IT-CONSULTING



**Brand name:** HDC

**Model Name:** DF1

**Description:** High-End Microscope Camera with HDMI/USB Interface

### Technical Specifications

Preview/Capture resolution (pixels)	1920x1080/1920x1080
Signal type output (main)	HDMI
Signal type output (additional)	USB 2.0, SD card
Sensor and pixel size	1/2,8" 2,8x2,8 μm
Sensor type	SONY IMX236(C)
Frame display rate at full resolution (fps)	60 (HDMI mode, 1920x1080), 30 (USB mode, 1920x1080)
Frame recording rate at full resolution (fps)	30 at 1080P (SD card or PC)
Recording location	SD card (HDMI mode), PC (USB mode)
On-board memory	-
External memory	SD card (8GB)
External power	12V/1A DC (EURO Standard)
Connection	Standard C-mount
Exposure time (msec)	0,4 - 999 (automatic and manual)
System requirements (USB mode)	Windows 7/8/10(32/64bit) or OSx (Mac OS X) Free USB port
System requirements (HDMI mode)	Monitor with HDMI input port
Functions of the on-screen menu	Recording of photos and videos, zoom in/out, image mirroring, image and video gallery with playback capability direct from the camera to the monitor



TRADE & IT-CONSULTING

## Physical Specifications


Dimensions (cm)	7,8 (L) x 7 (H) x 9,2 (W)
Weight (kg)	0,47 (camera only - without box and cables)

## Package Contents

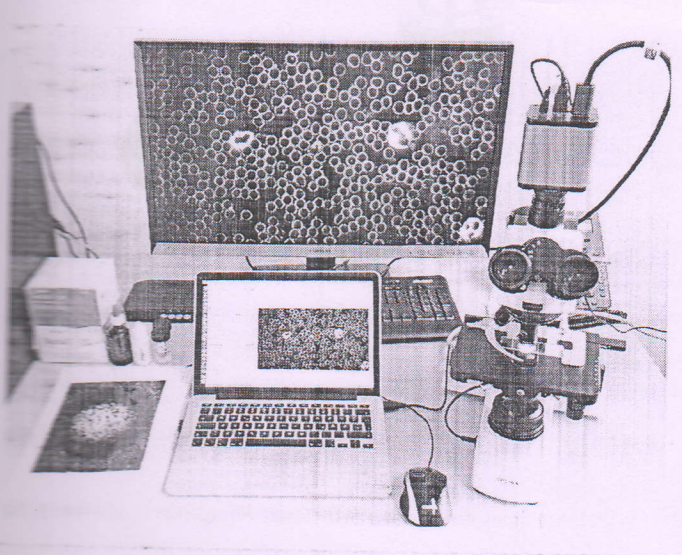
Camera, Power supply (100-220V 50-60 Hz/12V 1A DC), HDMI cable, USB cable (A-to-A 2,0 m), USB mouse, PC/MAC-Software (CD-ROM).

Optional available on request: adapters c-mount to 23/30/30,5 mm, calibration sheets

## Special Features



**Multi-mouse control (HDMI-Mode):** the user controls all the functions of this mode using a USB mouse which is connected directly on the USB port of the camera.



**MAC-Support: MAC-Support:** the camera is bundled with a software supporting up to 30 fps on MAC.

**Simultaneous multi-signal-output:** signal output at the same time through HDMI and USB possible



# Technical Specifications

- Sensor: SONY IMX236(C)
- Resolution image capture: 1920x1080
- Refresh rate (USB): 30fps (1920x1080)
- Refresh rate (HDMI): 60fps (1920x1080)
- Video recording: 1080p 30 fps (auf SD oder PC)
- Exposure time (sec): 0.004 - 1
- Outputs: HDMI, USB 2.0, SD-Karte
- Compatibility: Mac OSX 10.8 and later  
Windows 7/8/10 (32/64 Bit)
- Connection: C-Mount
- Weight (g): 470
- Dimensions (cm): 7.8 x 7 x 9.2
- Technical data sheet (PDF): see tab "Media"

## Package Contents

- Camera
- Software for Windows and MAC (on USB flash drive)
- HDMI cable
- USB cable
- Power adapter 12V/1A
- USB mouse



महाराष्ट्र शासन

शासकीय वैद्यकीय महाविद्यालय, गोंदिया

स्त्रीरोग व प्रसुतीशास्त्र विभाग,


कुल तिलकसिंह सामान्य रुग्णालय परिसर, नेहरु चौक, गोंदिया, महाराष्ट्र


फोन नंबर :- 07182&238090


ई मेल:- [gmcgondiya@gmail.com](mailto:gmcgondiya@gmail.com)

### Technical Specifications of OT LED LIGHT DOUBLE DOME

- 1) There Should be Intensity 1,30,000+1,30,000Lux\_ +10%
- 2) There Should be Size of Light Field 12-30cm
- 3) There Should be Colour Temperature 4000-5000k
- 4) There Should be Colour Reduction Index 93RA
- 5) There Should be LED life 50000 Hrs
  
- There Should be Number of LED - 76\*76
- There Should be Diameter of Light - 500mm\*2
- There Should be Brightness Control - Control Panel & With Remote
- There Should be Focusing - Adjustable
- There Should be Battery Backup - Optional
- There Should be Spot Diameter - 100-150mm
- There Should be Depth Illumination - 10-15cm
- There Should be Color Rendering Index - 95 Ra
- There Should be Intensity Control - 10-99 Digital Touch
- There Should be Power Supply - 220V /50HzAC drive by DC 24 volt
- There Should be Power Consumption - 80+80 Watts
- There Should be Special Function - Remote operated

  
Assistant Professor  
Department of Gynecology  
Government Medical College  
GONDIA

  
Assistant Professor  
Department of Gynecology  
Government Medical College  
GONDIA

  
Professor & HOD  
Department of Gynecology  
Government Medical College  
GONDIA



महाराष्ट्र शासन

शासकीय वैद्यकीय महाविद्यालय, गोंदिया

स्त्रीरोग व प्रसुतीशास्त्र विभाग,

कुंवर तिलकसिंह सामान्य रुग्णालय परिसर, नेहरु चौक, गोंदिया, महाराष्ट्र

फोन नंबर :- 07182&238090

ई मेल:- [gmcgondiya@gmail.com](mailto:gmcgondiya@gmail.com)

### Technical Specifications of FETAL MONITOR NST

- 1) There should be 7" - wide TFT color LCD display
- 2) There should be up to 150 Patients data saving
- 3) There should be Fetal heart sound play and record in PC
- 4) There should be Rotation screen
- 5) There should be Waterproof Probe
- 6) There should be GE/Philips Paper Compatible
- 7) There should be Interpretation Function
- 8) There should be Multiple language support
- 9) There should be Built-in quick guide (LCD Type) Waterproof probe
- 10) There should be Twins Probe Available
- 11) There should be Dimension 96mm(H) x 326mm(L) 276mm(D)
- 12) There should be Working Temperature: 10-40 c, Relative Humidity 10-80%
- 13) There should be External Link: RS-232c
- 14) There should be Trend: USB Data Saving
- 15) There should be PC Interface (Central Monitoring System)
- 16) There should be Optional : Rechargeable Battery

*Quing*  
Associate Professor  
Department of Gynecology  
Government Medical College  
GONDIA

*[Signature]*  
Assistant Professor  
Department of Gynecology  
Government Medical College  
GONDIA

*[Signature]*  
Professor & HOD  
Department of Gynecology  
Government Medical College  
GONDIA

## SPECIFICATIONS

### TECHNICAL SPECIFICATIONS Multipara monitor

#### SPECIFICATION

##### Description of Function :

Multipara monitor machine shows different vital parameters of the patients such as NIBP, HR, SPO2, ECG, RR, temperature with simultaneous display of all graphs supplied with all applicable accessories.

Alarm indication: visual and audible alarms.

Display size min 10" - 12".

Dimensions: Width: 300mm-340mm, Height: 250mm-270mm.

Weight: 5kg-6kg.

##### Operational requirement :

Demonstration of equipment & patient interface is must.

##### Technical specifications :

Should have standard configuration as follows: ECG, HR, RESPIRATION, NIBP, SPO2,

##### TEMPERATURE

ECG: i) Choice of lead I, II, III, AVr, aVI, aVf and V.

ii) HR range: 0-300BPM (Accuracy +1 BPM).

NIBP: i) Measurement method: oscillometric.

ii) Measurement: Systolic, diastolic, and mean BP.

iii) Neonate Range: 10mmHg- 130 mmHg

iv) Pediatric Range: 10 mmHg- 230 mmHg

Respiration: i) Method: Impedance

ii) Measuring Range: 0 BPM- 180 BPM

iii) Apnoea alarm

SPO2(Pulse Oximetry): i) Method digital SPO2 technology (Masimo/ Nellcor kohden).

ii) Range: 0%-100%.

iii) Low perfusion index

Temperature: i) Units: Celsius, Fahrenheit.

ii) Range: 0°C-50° C

Others: ii) Should be ready for networking and connection to central monitors.

iii) Patient leakage less than 10pA.

iv) Should have defibrillation protection and auto pacemaker detection.

v) Battery backup of minimum 4hrs without NIBP use.

vi) Patient Storage data upto 5 days

##### System configuration Accessories spares and consumables :

a) Main Unit - 01

b) Power Cord - 01

c) Earthing cable: 01

d) Operator's Manual - 01

e) Warranty Card - 01

##### Environmental Factors:

a) Shall meet IEC-60601-1-2: 2001(Or Equivalent BIS)

b) General Requirements of Safety for Electromagnetic Compatibility or should comply with 89/366/EEC; EMC - directive.

##### Power Supply:

a) The unit should operate on UNION AC, 50Hz/60 Hz main supply.

Professor  
Department of Gynecology  
College

Associate Professor  
Department of Gynecology  
College

b	Battery Backup of at least 2-3
7	Standard, Safety and training:
a	Certified to be complaint with ANS/IEC60601.2.12-01 Medical Electrical
b	Equipment- Part 2-12; Particular Requirements for the safety of Lung Ventilators
c	Critical Care Ventilators.
d	Should be FDA or CE approved product US FDA approval for intensive care of patients.
e	Should meet IEC 529 Level3 (IP3X) (spraying water) for enclosure protection, water ingress
f	Should have local service facility.
g	Should have 5 years CMC plan along AMC Subsequently
8	Scope of supply :
a	5 lead ECG cable - 2
b	NIBP cuffs (Adult & Paediatric 2 each)
c	SPO2 finger probe - (Adult and Pediatric 2 each)
d	Temperature Probe - (Skin and Rectal 1 each)
e	Trolley for monitor along with Inverter

*Atul*  
 Professor & HOD  
 Department of Gynecology  
 Government Medical College  
 Gandhinagar

*Prerna*  
 सहायकी प्राध्यापक  
 स्त्रीरोग व प्रसूतीशास्त्र विभाग  
 शासकीय वैजकीय महाविद्यालय,  
 गोंदिया

*Indu*  
 सहायक प्राध्यापक  
 स्त्रीरोग व प्रसूतीशास्त्र विभाग  
 शासकीय वैजकीय महाविद्यालय  
 गोंदिया

## Specification

### HYSTERECTOMY SET


1/ Needle holder	8 Inches	01 No.
2/ Needle Holder	6 Inches	01 No
3/ Elies Forcep	6 Inches	04 No
4/ Elies Forcep	8 Inches	04 No
5/ Artery Forcep Curved	6 Inches	04 No
6/ Artery Forcep Curved	8 Inches	04 No
7/ Hysterectomy Clamp	8 Inches	04 No
8/ Speculum	8 Inches	02 No
9/ Divers Retractor		01 No
10/ Scissor Curved Tissue Cutting	8 Inches	01 No
11/ Scissor Straight Suture Cutting	8 Inches	01 No
12/ Uterine Sound		01 No
13/ Tinaculum	8 Inches	01 No
14/ Sponge Holder	8 Inches	02 No
15/ Kocker's		04 No.
16/ Mosquite Forcep	6 Inches	04 No


### LSCS SET


1/ Elies Forcep	6 Inches	04 No
2/ Artery Forcep	6 Inches	04 No
3/ Needle Holder	6 Inches	01 No
4/ Needle Holder	8 Inches	01 No
5/ Sponge Holder	10 Inches	02 No
6/ Black Cock	6 Inches	02 No
7/ Tooth Forcep	6 Inches	01 No
8/ Non Tooth Forcep	6 Inches	01 No
9/ Doyens Retractor		01 No
10/ Green Armtaz	8 Inches	04 No
11/ Scissor Curved	6 Inches	01 No
12/ Scissor Straight	6 Inches	01 No
13/ Mosquite Forcep	6 Inches	04 No

### DILIVERY SET

1/ Elies Forcep	01 No.
2/ Sponge Holder	04 No.
3/ Artery Forcep	02 No.
4/ Speculum	01 No.
5/ Tooth Forcep	01 No.
6/ Needel Holder	01 No.

  
 Assistant Professor  
 Department of Gynocology  
 Government Medical College  
 GONDIA

  
 Professor & HOD  
 Department of Gynocology  
 Government Medical College  
 GONDIA

  
 Associate Professor  
 Department of Gynocology  
 Government Medical College  
 GONDIA

*Indis*


*Gaunus*


**DEPARTMENT OF PEDIATRICS  
GOVERNMENT MEDICAL COLLEGE, GONDIA**


---

**TECHNICAL SPECIFICATION FOR CBC MACHINE 3 PART**

1. Should be fully Automated three part Haematology Analyzer providing at least 18 parameters like MCH, MCHC, MCV, MPV etc. including a 3 part differential.
2. The system should give a differential count as absolute count and % count for Lymph and Granulocyte.
3. System should be capable of processing samples at 60 samples/hour & storage memory result capacity 10000
4. The system should be aspiration based on actual volume measurement technique and should be independent on time based aspiration for precise sampling send for dilution.
5. System should have auto cleaning mechanism for sample probe to avoid contamination.
6. The system should use non cyanide based reagents for Hb estimation.
7. System for the reliability of the results should have "electrical Impedance" method of cell counting.
8. The system should use to proven and a approved "Volumetric & time Metering" of cell counting for WBC, RBC and PLT for high precision of the results and stability of the calibration with close measuring chamber.
9. The system should have a system of count and aperture monitoring for precision and reliability of counts.
10. The system should have automatic floating discriminator of RBC/PLT.
11. The system should have open mode as well as prediluted mode of sample aspiration.
12. The system should use high intensity LED for HB estimation.
13. System should be user friendly with colour touch screen and should option for inbuilt/ external printer as well as data interfacing.
14. System should be US FDA approved and CE certified.
15. Online UPS with 60 min back up should be supplied with the instrument.
16. 4 set of complete reagent kit should be supplied along with the instrument.
17. Warranty for 2 years & CMC price next 5 years, which should include cost of labour spares, entire equipment. The CMC cost will be taken into consideration for price comparison.

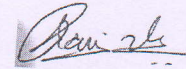
  
Professor & HOD

  
सहयोगी प्राध्यापक

  
सहायक प्राध्यापक

List of instruments required in department of Psychiatry Financial Year 2021-2022

Name of instrument	No. of Units	Approximate cost
Electro Convulsion Therapy) ECT Machine Bipolar and Sine Wave Mode ECG Monitor Resistance Check	1	78,400 (Seventy eight thousand four hundred rupees )
Barcode scanner with PC	1	50,000 (Fifty Thousand Rupees Only )



डॉ. प्रवीण वर्मा  
सहायक प्राध्यापक व विभाग प्रमुख  
मनोविक्रितीशास्त्र विभाग,  
शा.वै.म.व रु. गोंदिया

**Government Medical College and Hospital, Gondia**  
**Department of Psychiatry**

Specification

**Name of instrument :- Electro Convulsion Therapy - ECT Machine**





Specification :-

### SINE PULSE MODE

Frequency, Duration, Pulse Width, Current Selectable by user. Energy Automatically Calculated by the micro computer

Type	Bidirectional square wave
Frequency	Selectable 10Hz - 140Hz in 15 steps of 10Hz each
Pulse Width	Selectable 0.10 mS - 2.0 mS in 20 steps of 0.1mS each
Duration	Selectable from 0.10 Secs to 5 Secs in 50 steps of 0.10 secs each.
Current	500 mA - 800 mA in 7 steps of 50 mA each.
Energy	Energy is delivered according to the head Impedance.

### SINE WAVE MODE

Current	650 mA (fixed)
Frequency	50 Hz (fixed)
Duration	0.5ms (fixed)
Energy	Energy is delivered according to the head Impedance.

*Encl...*

## STANDARD ACCESSORIES

Component	Quantity
Head Band	1 No.
Conductive Jelly	1 Bottle
Earthing Cord	1 No.
Dust Cover	1 No.
Instruction Manual	1 No.

## COMPUTER CONFIGURATION

OS: Windows XP Pro/Windows7 Professional 32bit, Processor:  
Core2Duo or higher, RAM: 2GB or higher, 40 GB harddisk, CD/DVD  
Optical Drive, Screen Resolution 1024x768 or higher

### Number of units :-

- 1 ECT – electro convulsive therapy Machine
- 1 Printer and Scanner with PC

### Utility :-

1. Needed for patient care ,
2. Treatment of acutely suicidal patient
3. Catatonic patient not responding to oral medication
4. Acutely violent and unmanageable psychotic patient
5. As per NMC norms



डॉ. प्रवीण वर्मा


सहायक प्राध्यापक व विभाग प्रमुख  
मनोविक्रमिशास्त्र विभाग,  
शा.वै.म.व रु. गोंदिया


Dept. of Ophthalmology  
GMC Gondia

## Ophthalmic Refraction chair unit with surgeon's chair

### Specifications-

- Cushioned Seating system for patient
- Vertical system with elevation system
- Armrests and a footrest that move up and out of the way for patient convenience and comfort.
- Back support of patient seat have facility for back inclining with motorized buttons
- 180° Rotation, to reposition patient for specific procedures
- Height - adjustable.
- Foot control switch.
- Motorized Adjustments with Electric press button switch for chair control
- Seat height- 50-70 cm
- Up and down 15 cm
- Rotation 0°-180°
- Forward and backward movement- 95°-175°
- Facility to add on -Slit Lamp, Binocular indirect ophthalmoscope, Keratometer or autorefractometer, streak retinoscope, Chart projector, Trial lens set. Sight tester (Phoropter)
- Surgeon's/ examiner's cushioned chair with manual height adjustment
- Compulsory Accessories - Voltage stabilizer/ UPS

  
Assistant Professor  
Department of Ophthalmology  
Government Medical College  
GONDIA

  
Professor & HOD  
Department of Ophthalmology  
Government Medical College  
GONDIA

Dept. of Ophthalmology  
GMC Gondia


### OPHTHALMIC OPERATION TABLE WITH SURGEON'S CHAIR


#### *Specifications for Table:*

- Cushioned table with Adjustable cushioned head rest with adjustable cushioned wrist support
- Electronic operated Foot control for positioning
- Smooth jerk-less positioning
- Spring control leveling for tilting position
- Dimensions:
  - Length approx. 890 mm
  - Width approx. 690 mm
  - Weight approx. 120 kg
- Electronic Movement range
  - Up & down:
    - Minimum height 610 mm
    - Maximum height 890 mm
    - Stroke length 280 mm
    - Weight capacity 150 kg
  - Tilting (forward and reverse)
    - Back rest section 30
    - Leg section 20

#### *Chair*

- Pneumatic operating stool with backrest
- Height adjustment
- Wheels for chair movements
- Rotation movement for convenient surgeon positioning
- Weight approx 9 kg

  
Assistant Professor  
Department of Ophthalmology  
Government Medical College  
GONDIA

  
Professor & HOD  
Department of Ophthalmology  
Government Medical College  
GONDIA

Dept. of Ophthalmology  
GMC Gondia

**LCD Projector with screen**

- LCD Projector with both table mounting stand and overhead ,mounting stand/ attachments
- Connectivity to laptop
- Short throw 3100 ANSI Lumens
- XGA 1024 x 768 resolution
- 10000:1 contrast ratio
- Lamp life minimum 5000 hours
- HDMI cable 15 meter (two quantity)
- Power cable 15 meter
- Tripod screen 6 feet x 8 feet with stand
- Power 110-240V, 50/60Hz
- User manual
- Warranty minimum 2 years

**QUOTATION**

Sl. No.	Description	Qty	Rate	Total Amount
1	Short Throw LCD Projector 3100 ANSI lumens, XGA (1024 x 768) resolution, 10000:1 contrast ratio, Lamp Life 5000hours	1No.	44,000/-	44,000/-
2	HDMI Cable 15mtr	2Nos	2,200/-	4,400/-
Total Amount				48,400
GST @18% on Amount of Rs.48,400				8,712
GST @28% on Projector Amount of Rs. 35,000				10,080
Gross Amount				67,192

*(Signature)*  
**Assistant Professor**  
Department of Ophthalmology  
Government Medical College  
GONDIA


*(Signature)*  
**Professor & HOD**  
Department of Ophthalmology  
Government Medical College  
GONDIA

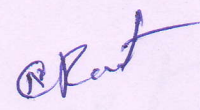
Department of Ophthalmology  
GMC Gondia

Public Addressal System

Specifications:

1. One Medium Wattage PA Mixer Amplifier
  - 120 W PA Mixer Amplifier with built in digital player
  - 3 Mic & 1 Aux Inputs.
  - Built-in MP3 player with remote control for USB, SD/MMC card reader, Bluetooth and FM.
  - Preamplifier Output for connecting to a Booster Amplifier and for recording the programme.
  - Cut & Boost type Bass & Treble controls.
  - Instant transfer to DC power (Car Battery) if AC power fails.
2. Two speakers 50 w PA speaker system each
  - A compact general purpose Loudspeaker column using two Full Range Dual Cone 20.32 cm (8") speakers, reproducing a clean undistorted sound for both speech and music. The system is housed in a Rugged Closed Box Enclosure made of 12mm medium density fiber board, and has a durable black shock resistant paint finish. SRX-50DX has nominal impedance of 16W, SRX-50XT operates on 100V line with three power taps selectable through a rotary switch.
3. Two Microphone mikes with noise control
  - One podium mike
  - One cordless hand mike
4. One wire bundle –speaker cable
5. Two box stands
6. One mike stand small
7. One mike stand big
8. All above equipments/parts should be compatible to each other.
9. Installation and necessary connections to be done by supplier's electrician/ technician
10. Warranty minimum 2 years.

  
Assistant Professor  
Department of Ophthalmology  
Government Medical College  
GONDIA


  
Professor & HOD  
Department of Ophthalmology  
Government Medical College  
GONDIA


Department of ophthalmology  
GMC Gondia

## **STREAK RETINOSCOPE**

### Specifications

- Homogenous LED illumination for precise streak image quality
- ParaStop: Precise, easy selection of a parallel beam.
- Precise streak image with a line width of typically 1.1 mm (ISO 12865-Standard < 1.5 mm) and a line length of 35 mm
- light intensity dimmability- stepless dimming from 3 % to 100 % with one-finger operation.
- Single control for vergence and rotation
- Maintenance-free. Dustproof. LED
- Integrated polarisation filter.
- Detachable brow rest.
- Should be operable on two torch cells
- Standard accessories:
  - Case (company supply)

  
Assistant Professor  
Department of Ophthalmology  
Government Medical College  
GONDIA

  
Professor & HOD  
Department of Ophthalmology  
Government Medical College  
GONDIA



Department of ophthalmology  
GMC Gondia


## Direct Ophthalmoscope


### Specification:

- LED illumination
- Bulb-Maintenance-free for a lifetime.
- Aspherical optical system
- Aluminium frame system
- Dustproof design
- Optical components should be flush-mounted on a cast aluminum frame,
- No misalignment
- Shock-resistant.
- On wheel -Circular aperture with full circle, half circle illumination, slit, graticule scale for measuring macular lesion
- Small pupils system
- Should have blue filtre, red free filtre
- Ophthalmoscope should accommodates 28 single lenses Disc onwheel (-36D to +38D) .
- Stepless dimming from 3% to 100 % with practical one-finger operation.
- Suitable for large as well as small or undilated pupils.
- No stray light to eliminate distractions.
- Precise one-hand control of the instrument.
- Should be operable on two torch cells

### Standard accessories:


- Case (company supply)

  
Assistant Professor  
Department of Ophthalmology  
Government Medical College  
GONDIA


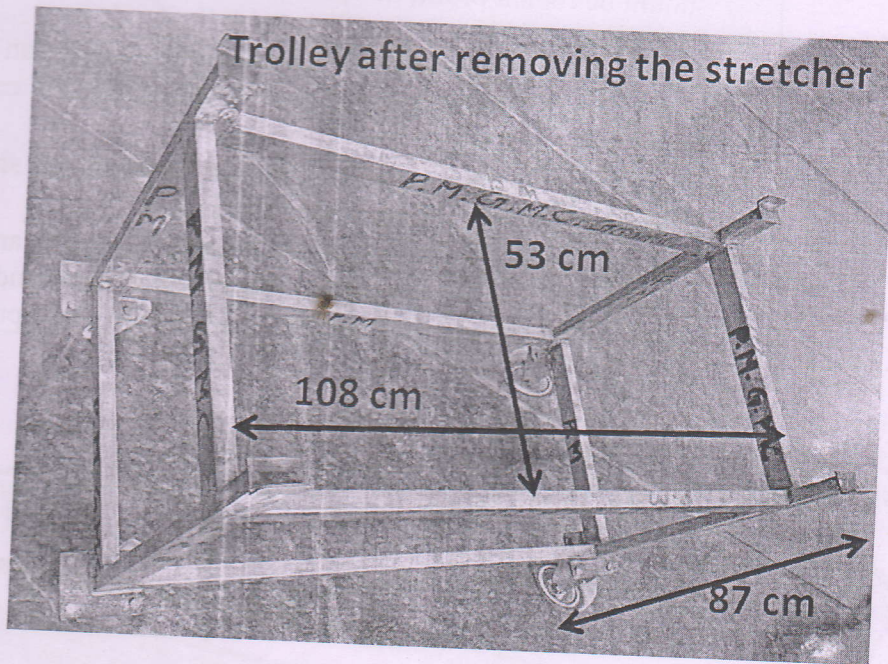
  
Professor & HOD  
Department of Ophthalmology  
Government Medical College  
GONDIA

**Department Of Forensic Medicine & Toxicology**  
**Govt. Medical college, Gondia**  
**Specification**

Sr. No.	Name of Item	Specification	Quantity
01	Single Body cold cabinet	<ul style="list-style-type: none"> <li>➤ Size: 80”L X 24”W X 24”H (Inches)</li> <li>➤ Heavy duty wheel- polymer</li> <li>➤ Heavy compressor with warranty</li> <li>➤ Thermostat for temperature settings with digital display</li> <li>➤ 3 side pulp insulation for cooling</li> <li>➤ Blade fan</li> <li>➤ Polyacrylic sheet covering fitted with 304 Gauze grade steel frame with handles</li> <li>➤ 304 Gauze grade of steel sheets for body, complete body should be rodent proof, no space for rat/mice entry</li> <li>➤ SS powder polish</li> <li>➤ Cabinet Heavy duty with 304 Gauze grade of steel can withstand 125 Kg body weight with steel handles on each side for movement</li> <li>➤ The level at which body is kept in cold body cabinet should be at the level of stretcher height (34 inches)</li> <li>➤ Minimum 2-year Comprehensive Warranty on parts and labour with yearly 2 preventive maintenance visits and unlimited breakdown visits to be provided with equipment.</li> </ul>	02



Sr. No.	Name of Item	Specification	Quantity
02	Stretcher Trolley	<ul style="list-style-type: none"> <li>➤ Stainless Steel Stretcher Trolley</li> <li>➤ 108 x 53 x 87 cm made of high-strength SS (314 grade) 5.5 cm x 3 cm Square pipe.</li> <li>➤ Unfolded dimensions (L x W x H)</li> <li>➤ Square pipe dimensitons (L x W) 5.5 cm x 3 cm</li> <li>➤ Wheel dimension 15 cm (Dimeter) heavy duty polymer wheels</li> </ul>	02



Sr. No.	Name of Item	Specification	Quantity
03	Computer & Scanner cum Printer	<ul style="list-style-type: none"> <li>➤ Processor – 10<sup>th</sup> or 11<sup>th</sup> Gen Intel Core i5, i7, i9 processor.</li> <li>➤ Operating system – Microsoft windows 10 home, pro, Enterprises or educational version.</li> <li>➤ Office suite – Microsoft office 365 for windows or macintosh.</li> <li>➤ Memory – 8 – 16 GB (RAM)</li> <li>➤ Storage – 240 GB solid state drive or larger. Hard drive should be 1 TB. Extended hard disk upto 2 TB should be provided.</li> <li>➤ Video graphics integrated or discrete graphics processor capable of 1440X900 resolution or better.</li> <li>➤ Monitor – 19” – 27” widescreen flat panel display.</li> <li>➤ Mouse – Built in or external track pad, wireless and / USB, two button optical mouse.</li> <li>➤ Sounds – Sound card or built – in audio, and speakers.</li> <li>➤ Web cam – Either external USB device or built – in.</li> <li>➤ Network – 802.1ac wi-fi capability.</li> <li>➤ Backup device – external USB of Thunderbolt drive with Time Machine (Mac) or windows backup software.</li> <li>➤ Warranty – 3 years on site.</li> <li>➤ Recommended accessories – Printer, scanner.</li> <li>➤ The Printer and scanner should be compatible with the desktop.</li> <li>➤ Additional set of cartridges other than supplied along with the printer. Must print black: 1500 pages or more, colour: 1400 pages or more.</li> </ul>	02
04	Laptop High End	<ul style="list-style-type: none"> <li>➤ 15” Screen (Inches)</li> <li>➤ Core i7 / i5 processor – upto 2.1 Ghz</li> <li>➤ 16 GB RAM</li> <li>➤ SSD -512 GB</li> <li>➤ Windows (latest) + MS Office</li> <li>➤ 64 bit</li> <li>➤ Graphics – 2GB</li> <li>➤ Web-cam</li> <li>➤ USB port</li> <li>➤ HDMI port</li> <li>➤ Warranty - 1 year from the date of purchase, 1 Year</li> </ul>	01
05	SLR Digital Camera	<ul style="list-style-type: none"> <li>➤ Touch screen size should be at least 3 inches.</li> <li>➤ Resolution should be up to 24 MP.</li> <li>➤ Bluetooth and Wi-Fi enabled.</li> <li>➤ Continuous shooting up to 5 frames per second.</li> <li>➤ Compact and light weight body.</li> <li>➤ Video shooting with full HD.</li> <li>➤ Should create sharp, vivid images at ISO up to 25000.</li> <li>➤ Detachable macro lens with image stabilizer and EF 100mm.</li> <li>➤ Lens with maximum 1:1 magnification.</li> <li>➤ With compatible ring flash having good shadow control.</li> <li>➤ Warranty – 2 years on site.</li> </ul>	01
06	LED Projector with Screen	<ul style="list-style-type: none"> <li>➤ Brightness 2,000 ANSI Lumens</li> <li>➤ Resolution 1024x768</li> <li>➤ Aspect Ratio 4:3 (XGA)</li> <li>➤ Contrast 1,800:1 (full on/off)</li> <li>➤ Display Type 1 cm DLP x 1</li> <li>➤ Colour Processing 8-bit</li> <li>➤ Video Modes 720p, 1080i, 1080p/60, 576i, 576p, 480p, 480i</li> <li>➤ Data Modes MAX1600x1200</li> <li>➤ Lamp Type LED</li> <li>➤ Lamp Life 20,000 hours</li> <li>➤ Included Lens 2x Powered zoom, Powered focus</li> <li>➤ Optional Lenses No</li> <li>➤ Lens Shift No</li> <li>➤ Throw Distance 2.2 m - 5.7 m Calculate Throw Distance</li> <li>➤ Screen Size 102 cm - 508 cm</li> </ul>	01

		<ul style="list-style-type: none"> <li>➤ Throw Ratio 1.41:1 - 2.80:1 (D:W)</li> <li>➤ Digital Zoom Yes</li> <li>➤ Digital Keystone Vertical only</li> <li>➤ Projector Size 4 cm x 30 cm x 21 cm (HxWxD)</li> <li>➤ Weight 2.3 kg</li> <li>➤ Internal Speakers 1.0 Watts Mono</li> <li>➤ Power 270 Watts 100V - 240V</li> </ul> <p><b>Standard Requirement</b></p> <ul style="list-style-type: none"> <li>➤ All electrical peripherals required for smooth functioning e.g. voltage stabilizer and UPS should be provided. All accessories required for the functioning/routine maintenance of the equipment should be provided with the equipment.</li> <li>➤ Minimum 2-year Comprehensive Warranty on parts and labour with yearly 2 preventive maintenance visits and unlimited breakdown visits to be provided with equipment.</li> </ul>	
07	Refrigerator	<p><b>Technical Specification :-</b></p> <ul style="list-style-type: none"> <li>➤ Hydraulic thermostatic control and separate "cold air flow" control for the freezer.</li> <li>➤ It includes 2 adjustable shelves and automatic defrost.</li> <li>➤ Upright freezer features 4 fixed wire shelves and 6 door shelves.</li> <li>➤ Under counter Lab Refrigerator/ Freezer 2<sup>o</sup> to 12<sup>o</sup>C (34<sup>o</sup> to 54<sup>o</sup>F).</li> <li>➤ Servo controlled Voltage stabilizer.</li> <li>➤ Capacity – 240 lts.</li> <li>➤ Insulation – Rigid polyurethane foamed in place</li> <li>➤ Temperature control – Microprocessor control system with digital display provides accurate temperature.</li> <li>➤ Alarm and safety-High/low temperature alarm, Door ajar alarm, Memory back-up during power failure. Self-diagnostics, Remote alarm contact (DC30V, 2A), Door key lock.</li> <li>➤ High visibility glass door panels.</li> <li>➤ Technology : Frost Free/</li> <li>➤ Type : Double Door</li> <li>➤ Warranty : 2 Year</li> <li>➤ Selves : 2</li> <li>➤ It should be ISO and NABL certified.</li> <li>➤ AMC terms and conditions beyond the warranty period to be specified.</li> </ul>	01



**Professor & Head**  
 Department of Forensic Medicine  
 Govt. Medical College, GONDIA

**Department Of Forensic Medicine & Toxicology**  
**Govt. Medical college, Gondia**

**Specification**

Sr. No.	Name of Item	Specification	Quantity
01	Laptop	<ul style="list-style-type: none"> <li>➤ 15" Screen (Inches)</li> <li>➤ Core i7 / i5 processor – upto 2.1 Ghz</li> <li>➤ 16 GB RAM</li> <li>➤ SSD -512 GB</li> <li>➤ Windows (latest) + MS Office</li> <li>➤ 64 bit</li> <li>➤ Graphics – 2GB</li> <li>➤ Web-cam</li> <li>➤ USB port</li> <li>➤ HDMI port</li> <li>➤ Warranty - 1 year from the date of purchase, 1 Year</li> </ul>	01
02	LED Projector with Screen	<ul style="list-style-type: none"> <li>➤ Brightness 2,000 ANSI Lumens</li> <li>➤ Resolution 1024x768</li> <li>➤ Aspect Ratio 4:3 (XGA)</li> <li>➤ Contrast 1,800:1 (full on/off)</li> <li>➤ Display Type 1 cm DLP x 1</li> <li>➤ Colour Processing 8-bit</li> <li>➤ Video Modes 720p, 1080i, 1080p/60, 576i, 576p, 480p, 480i</li> <li>➤ Data Modes MAX1600x1200</li> <li>➤ Lamp Type LED</li> <li>➤ Lamp Life 20,000 hours</li> <li>➤ Included Lens 2x Powered zoom, Powered focus</li> <li>➤ Optional Lenses No</li> <li>➤ Lens Shift No</li> <li>➤ Throw Distance 2.2 m - 5.7 m Calculate Throw Distance</li> <li>➤ Image Size 102 cm - 508 cm</li> <li>➤ Throw Ratio 1.41:1 - 2.80:1 (D:W)</li> <li>➤ Digital Zoom Yes</li> <li>➤ Digital Keystone Vertical only</li> <li>➤ Projector Size 4 cm x 30 cm x 21 cm (HxWxD)</li> <li>➤ Weight 2.3 kg</li> <li>➤ Internal Speakers 1.0 Watts Mono</li> <li>➤ Power 270 Watts 100V - 240V</li> </ul> <p><b>Standard Requirement</b></p> <ul style="list-style-type: none"> <li>➤ All electrical peripherals required for smooth functioning e.g. voltage stabilizer and UPS should be provided. All accessories required for the functioning/routine maintenance of the equipment should be provided with the equipment.</li> <li>➤ Minimum 2-year Comprehensive Warranty on parts and labour with yearly 2 preventive maintenance visits and unlimited breakdown visits to be provided with equipment.</li> </ul>	01
03	Refrigerator	<p><b>Technical Specification :-</b></p> <ul style="list-style-type: none"> <li>➤ Hydraulic thermostatic control and separate "cold air flow" control for the freezer.</li> <li>➤ It includes 2 adjustable shelves and automatic defrost.</li> <li>➤ Upright freezer fractures 4 fixed wire shelves and 6 door shelves.</li> <li>➤ Under counter Lab Refrigerator/ Freezer 2<sup>o</sup> to 12<sup>o</sup>C (34<sup>o</sup> to 54<sup>o</sup>F).</li> <li>➤ Voltage controlled Voltage stabilizer.</li> </ul>	01

# ENTERPRISES

111, SCHOOL, NEW LAXMI NAGAR, GONDIA - 491001  
SALES SERVICE SPARES MO. 9223140522

## Specification of RO Water Purifier

- 1) Commercial Reverse osmosis system 50 ltr./hr.
- 2) 20" microm candle
- 3) 20" C.T.O. Filter
- 4) 20" G.A.C.Filter
- 5) 4 - R.O.membrane
- 6) 2 - B.N.QS Pump booster 150 G.P.D.
- 7) 1 - Post carbon filter
- 8) One year warranty electric part
- 9) 3 Years Service free
- 10) Free Installation including Plumbing, Storage.

## Specification of Water Cooler

- 1) Steroge Capacity 80 ltr.
- 2) Cooling Capacity 60 ltr./hr.
- 3) Number of Taps - 2
- 4) Dimensions 460 X 582 X1460 mm
- 5) Body Material - Stainless Steel
- 6) Cold Water Temprature 10
- 7) 1 Year Warranty
- 8) Free Installation

२२

मधील  
श्री या  
प्रमाण  
टॅलॉग

करीत  
०००/-  
रण्यात  
प्रदान  
उर्वरीत

माविष  
हे.

गोंदिय

Government Medical College, Gondia

Department of Skin & VD

Specifications

- **Name of instrument:** High frequency RadioSurgery Unit with Cut, Coagulation & Fulguration mode

- **Specifications:**

1. Frequency: 0.20 to 4.2 MHz
2. Insulated electrodes: 2 sets
3. Foot switch: 1
4. Probes: 2 sets
5. Cut: 70% cut; 30% coagulation
6. Coagulation: 60% coagulation; 40% cut
7. Fulguration mode
8. Intensity control: Linear

- **No. of unit to purchase:** 1 (one)

- **Utility:**

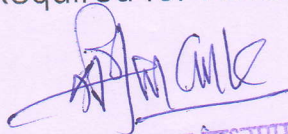
- **Patient utility:**

1. For removal of benign lesions e.g. warts, acrochordon, pyogenic

Granulomaetc.

2. Ablation of keloids
3. Removal of Pyogenic granuloma, Molluscum contagiosum, Haemangiomas etc.

- Required for NMC recognition



सहाय्यक प्राध्यापक  
त्वचा व गुप्तरोग शास्त्र विभाग  
शासकीय वैद्यकीय महाविद्यालय  
गोंदिया




Government Medical College, Gondia

Department of Skin & VD

Specifications

- **Name of instrument:** Wood's Lamp skin analyser
- **Specifications:**
  1. Hand held
  2. Magnification: upto 2X
  3. Shock proof
- **No. of unit to purchase:** 1 (one)
- **Patient utility:**

For diagnosis of skin diseases



सहाय्यक प्राध्यापक  
त्वचा व गुप्तरोग शास्त्र विभाग  
शासकीय वैद्यकीय महाविद्यालय  
गोंदिया



शासकीय वैद्यकीय महाविद्यालय, गोंदिया  
कुंवरतिलक सिंह सामान्य रुग्णालय परिसर, नेहरू चौक, गोंदिया, महाराष्ट्र  
जीवरसायनशास्त्र विभाग

फोननं. 07182-238090

ईमेल : [gmcgondiya@gmail.com](mailto:gmcgondiya@gmail.com)

क्र.शावैमगों/जीवरसायनशास्त्र/यंत्रसामुग्री/

/२०२२

दिनांक :- १२ / ०१ / २०२२

### SALIENT FEATURES :

- 1)Automatic rotor identification,ensures operator safety.
- 2)Stainless steel centrifuge chamber,easy to clean .
- 3)Brushless induction motor with variable frequency drive.
- 4)Microprocessor controller with digital display.
- 5)Stable speed output even under unstable voltage conditions.
- 6)Smooth & soft start.
- 7)Low sample temperature rise.
- 8)Inverter fault detection with auto shutdown.
- 9)7 segment LED display of speed ( R-8C Plus/R-12C Plus ).
- 10)Alphanumeric LCD display of speed & RCF(R-8M Plus).
- 11)Selection of 3 acceleration & deceleration profiles ( R-8M Plus ).
- 12)Digital countdown timer & continuous run.
- 13)Safety lid interlock to prevent lid opening during centrifugation.
- 14)Imbalance detection & centrifugation stop with display of error.
- 15)Dynamic brake for quick deceleration.
- 16)Motor overload protection.
- 17)Gas hinge to prevent door falling.
- 18)Emergency lid lock release.
- 19)Last set parameters recall( Useful for repetitive analysis ).
- 20)Wide variety of rotors & reduction adaptors.

### Technical specification of Centrifuge -

Models		R-8C Plus/ R-8M Plus	R-12C Plus
Max. Speed	rpm	6000	16000
Max. RCF	'g'	5070	21000
Max. Capacity	ml	400	40
Digital timer range	Min	0-99	0-15
Noise		< 60 db	< 60 db
W x D x H	Mm	380x470x300	380 x 470 x 300

Supply:220-240Volts 50Hz Single Phase.

*[Signature]*

*[Signature]*

*[Signature]*  
27/01/2022

पाठ्यापक व विभागप्रमुख



शासकीय वैद्यकीय महाविद्यालय, गोंदिया  
कुंवरतिलक सिंह सामान्य रुग्णालय परिसर, नेहरु चौक, गोंदिया, महाराष्ट्र  
जीवरसायनशास्त्र विभाग

फोननं. 07182-238090

ईमेल : [gmcgondiya@gmail.com](mailto:gmcgondiya@gmail.com)

क्र.शावैमगों/जीवरसायनशास्त्र/यंत्रसामुग्री/

/२०२२

दिनांक :- १२ / ०१ / २०२२

### SALIENT FEATURES :

- 1) Minimum measurement volume 0.5ml.
- 2) STD glass 7 filter manual operation.
- 3) Digital display 3 digit.
- 4) Operating voltage +/- 230 volt.
- 5) Glass cuvettes for measurement.

### Technical Specifications of Digital colorimeter :

- Available Model: ME 953 C 5 Filter, ME 954 C 8 Filter, ME 944 C 8 Filter With Battery Option
- Range: 400 nm to 700 nm
- Filter: 5 High Standard Filter
- Accuracy:  $\pm 0.02$  O.D.
- Reproducibility:  $\pm 0.01$  O.D.
- Detector Selenium Photo Cell
- Tungsten Filament Lamp
- Min. Volume: 1 ml.
- Power: 230 V  $\pm 10\%$  50 Hz AC
- No. Of Accessories Test Tube: 5
- Accessories: Light Source Bulb, Dust Cover and Instruction Manual

*Deember*

सिद्धान्तक प्राध्यापक  
जीवरसायनशास्त्र विभाग

*Pratik*

सिद्धान्तक प्राध्यापक  
जीवरसायनशास्त्र विभाग  
शासकीय वैद्यकीय महाविद्यालय,  
गोंदिया

*Shangal*  
12/01/2022

प्राध्यापक व विभागप्रमुख  
जीवरसायनशास्त्र विभाग  
शासकीय वैद्यकीय महाविद्यालय  
गोंदिया



शासकीय वैद्यकीय महाविद्यालय, गोंदिया  
कुंवरतिलक सिंह सामान्य रुग्णालय परिसर, नेहरु चौक, गोंदिया, महाराष्ट्र  
जीवरसायनशास्त्र विभाग

फोननं. 07182-238090

ईमेल : [gmcgondiya@gmail.com](mailto:gmcgondiya@gmail.com)

क्र.शा.वै.म.गों/जीवरसायनशास्त्र/यंत्रसामुग्री/

/२०२२

दिनांक :- १२/०१/२०२२

**SALIENT FEATURES :**

- 1) Easy handed one stem measurement.
- 2) Individual packed test strip
- 3) 10 test memory storage.

**Technical specifications of glucose meter :**

Weight	0.2 lbs (75 g)
✓ Dimensions	3.6 in x 2.3 in x 0.9 in (91 mm x 58 mm x 23 mm)
✓ Data Storage	400 glucose measurements or QC tests
<b>Measurement Range and Units</b>	
U.S.	10-900 mg/dL
Outside U.S.	1-50 mmol/L
<b>Blood Glucose Measurement</b>	
✓ Sample Volume Required	1.2uL
✓ Time to Glucose Results	6 seconds
<b>Connectivity</b>	
✓ Data Transfer	Strip Port Connection to USB
✓ Data Program	Nova Microsoft-Excel based data transfer Software
<b>Battery Information</b>	
Type	3V Li Button Battery
Features	Replaceable
✓ Life	Minimum 600 tests before battery requires r

*Geomber*  
संलग्नक प्राध्यापक  
जीवरसायनशास्त्र विभाग  
शासकीय वैद्यकीय महाविद्यालय,  
गोंदिया

*Shingde*  
संलग्नक प्राध्यापक  
जीवरसायनशास्त्र विभाग  
शासकीय वैद्यकीय महाविद्यालय,  
गोंदिया

*Shingde*  
12/01/2022  
प्राध्यापक व विभागप्रमुख  
जीवरसायनशास्त्र विभाग



महाराष्ट्र शासन

शासकीय वैद्यकीय महाविद्यालय, गोंदिया

स्त्रीरोग व प्रसूतीशास्त्र विभाग,

कुंवर तिलकसिंह सामान्य रुग्णालय परिसर, नेहरु चौक, गोंदिया, महाराष्ट्र

फोन नंबर :- 07182&238090

ई मेल:- [gmcgondiya@gmail.com](mailto:gmcgondiya@gmail.com)

**Technical Specifications Examination Light Single Dome on Stand Articulated Arm (LED)**

- 1) Intensity: 50,000 LUX
- 2) Power Cooled Wheels : 4
- 3) Articulated Arm Minimum :70 CM
- 4) Colour Temp,: 3800-4800K
- 5) Power Requirement:Ac 220-240V, 50Hz
- 6) Length : 1.6 MTR
- 7) Consumption:4 Watt


*Dr. S. S. Patil*  
Professor & HOD  
Department of Gynecology  
Government Medical College  
GONDIA

*Dr. S. S. Patil*  
18/1/22  
Associate Professor  
Department of Gynecology  
Government Medical College  
GONDIA


*Dr. S. S. Patil*  
19/10/22  
Assistant Professor  
Department of Gynecology  
Government Medical College  
GONDIA

## Specifications for Thin Layer Chromatography Kit


Comprising of moveable applicator(Spreader) with built-in arrangement, 0-2 mm, perspex base plate 114 x 23 cm., Aluminium Carrier, perspex spotting temp. plate, developing chamber with lid, five T.L.C. plates 20 x 20 cm., two T.L.C. plates 20 x 5 cm., scribe for marking lines, micropipette and glass sprayer with rubber bellow. Supply with required chemicals and accessories.

  
13/01/2022

प्राध्यापक व विभागप्रमुख  
जीवरसायनशास्त्र विभाग  
शासकीय वैद्यकीय महाविद्यालय  
गोंदिया




सहाय्यक प्राध्यापक  
जीवरसायनशास्त्र विभाग  
शासकीय वैद्यकीय महाविद्यालय  
गोंदिया





सहाय्यक प्राध्यापक  
जीवरसायनशास्त्र विभाग  
शासकीय वैद्यकीय महाविद्यालय  
गोंदिया

## Specifications for Submarine Electrophoresis Systems and Accessories

Dimensions - 24x18x10 (lxbxh) cm  
Gel Size (cm) - 13x13  
No. of Samples – 13  
Water Circulation – NO  
Principal Material : Acrylic  
Inner tank dimension : 215 x 141 x 55 mm  
No. of trays : 130 x 130 mm - 1 No.  
130 x 65 mm - 2 Nos.  
65 x 60 mm - 4 Nos.  
No. of combs : 13 Well Analytical Acrylic  
Comb 1.5 mm thick x 1 No.  
8 Well Analytical Acrylic Comb  
1.5 mm thick x 4 Nos.  
3 Well  
Preparative Acrylic Comb  
3 mm thick x 1 No.  
No. of gel casting tray 1 universal  
Connecting Cord Red and Black (1 each)  
No. of Platinum electrodes Red and Black (1 each)  
Lid 1 No.  
Supply with required chemicals and accessories.

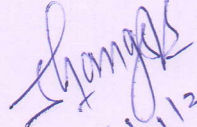
  
12/01/2022  
प्राध्यापक के विभाग प्रमुख  
जीवरसायनशास्त्र विभाग  
शासकीय वैद्यकीय महाविद्यालय  
गोंदिया


  
सहायक प्राध्यापक  
जीवरसायनशास्त्र विभाग  
शासकीय वैद्यकीय महाविद्यालय  
गोंदिया


  
सहायक प्राध्यापक  
जीवरसायनशास्त्र विभाग  
शासकीय वैद्यकीय महाविद्यालय  
गोंदिया

## Specifications for Vertical Slab Gel Electrophoresis Systems

Dimensions - 25x20x27 (lxbxh) cm  
Gel Size (cm) - 16x14 (1 gel)  
No. of samples – 13  
Buffer Required(ml) - 150 + 200  
Water Circulation – NO  
PI. No. -05-03  
Gel Size : 16 X14 cms.  
Principal Material : Acrylic  
Upper buffer tank dimension : 140 x 60 x 25 mm  
Lower buffer tank dimension : 200 x 60 x 60 mm  
No. of combs : 13 Well Teflon Comb-0.5 mm 1 No.  
13 Well Teflon Comb -1 mm 1 No.  
13 Well Teflon Comb - 1.5 mm 1 No.  
Teflon Spacers : 0.5 mm Teflon Spacers 2 Nos.  
1 mm Teflon Spacers 2 Nos  
1.5 mm Teflon Spacers 2 Nos.  
Connecting Cord : red and black (1 each)  
No. of Platinum electrodes : red and black (1 each)  
Lid : 1 No.  
Leveling screws : 3 Nos.  
Glass plate : Notched and Rectangular 2 sets  
Gasket : Fixed  
Clamp and screws : 1 set  
Gel casting unit : Optional  
Supply with required chemicals and accessories.

  
31/01/2022  
प्राध्यापक 3<sup>व</sup> विभागप्रमुख  
जीवरसायनशास्त्र विभाग  
शासकीय वैद्यकीय महाविद्यालय  
गोंदिया

  
सहाय्यक प्राध्यापक  
जीवरसायनशास्त्र विभाग  
शासकीय वैद्यकीय महाविद्यालय,  
गोंदिया

  
सहाय्यक प्राध्यापक  
जीवरसायनशास्त्र विभाग  
शासकीय वैद्यकीय महाविद्यालय,  
गोंदिया



## Specifications for Paper Electrophoresis System

Basic unit consists of anode and cathode buffer reservoirs capable of accommodating suitable electrode assembly. In case of Vertical model, paper supporting vertical stands with cross rods are provided in between reservoirs, whereas, are movable horizontal supporting stand has been provided in horizontal model .In both the cases transparent acrylic cover are provided for controlling buffer evaporation and for electrical safety.

Horizontal Large for 6 Strips

Principal Material Acrylic

Inner tank dimension 310 x 200 x 60 mm


Paper supporting frame 6 No.

Connecting Cord red and black (1 each)


No of Platinum electrodes red and black (1 each)


Lid 1 No.

Supply with required chemicals and accessories.

  
13/1/2022

प्राध्यापक व विभागप्रमुख  
जीवरसायनशास्त्र विभाग  
शासकीय वैद्यकीय महाविद्यालय  
गोंदिया

  
सहाय्यक प्राध्यापक  
जीवरसायनशास्त्र विभाग  
शासकीय वैद्यकीय महाविद्यालय,  
गोंदिया

  
सहाय्यक प्राध्यापक  
जीवरसायनशास्त्र विभाग  
शासकीय वैद्यकीय महाविद्यालय,  
गोंदिया

**Quick**

- Hemoglobin (Hb) and Hematocrit (Hct) results in < 15 seconds
- Simply insert a test, apply specimen and read results
- Features auto-calibration
- No specimen preparation required

**Accurate**

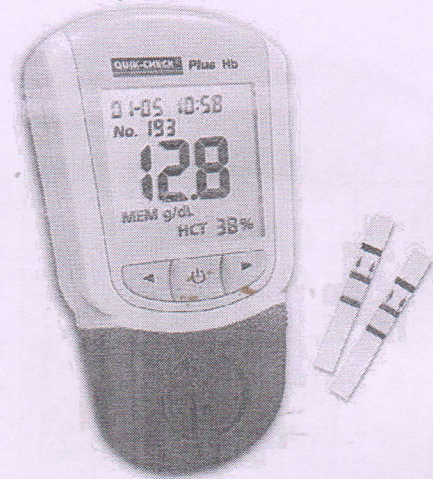
- Precise results equivalent to automatic hematology analyzers
- Wide Hb measurement range of 4.5-25.6 g/dL with Hct range of 13-75%
- Hb total precision CV < 3%

**Convenient**

- Only 10 µL capillary or venous blood required
- Single-use dry strips allow for convenient shipping and storage
- Memory stores up to 1,000 results
- Quick data transfer via Mini USB port

**Specifications**

FEATURE	TECHNICAL SPECIFICATION
Methodology	Reflectance Photometry
Detection Principle	Methemoglobin
Time to Results	< 15 seconds
Memory	1,000 Tests with Date/Time and ID Number
Specimen Volume	10 µL
Specimen Type	Capillary and Venous whole blood
Hb Measurement Range	4.5-25.6 g/dL (2.8-15.9 mmol/L)
Hct Range	13-75%
Wavelengths	525 nm
PC Interface	Mini USB Port
Calibration	Automatic
Hb Within Run Precision CV	≤ 3%
Hb Total Precision CV	≤ 3%
Accuracy	Venous Blood: $Y=0.9582X+0.5673$ , $R^2=0.992$ ; Capillary Blood: $Y=1.006X+0.026$ , $R^2=0.993$ .
Operating Conditions	10-40 °C (50-104 °F); ≤90% RH
Meter Storage Conditions	0-50 °C (32-122 °F); ≤90% RH
Strip/Device Storage Conditions	2-30 °C (36-86 °F); ≤85% RH
Strip/Device Shelf Life	2 years unopened canister; 3 months opened canister
Control Solution Shelf Life	6 months unopened bottle; 30 days opened bottle
Power Source	4 AAA (1.5 V) or AC adaptor (Mini USB, 5 V dc, 50 mA)
Battery Life	2,700 tests or 360 hours
Automatic Shut Off	8 minutes
Meter Dimensions (L X W X H)	137mm x 79 mm x 26 mm (5.4" x 3.11" x 1.02" )
LCD Dimensions (L X W)	50 mm x 50 mm (1.97" x 1.97" )




**QUIK-CHECK Plus**  
Hb Hemoglobin Meter

**Ordering Information**

PRODUCT NAME	CATALOG NO.	COMPONENTS
Quik-check® Plus Hb Hemoglobin Testing System	C112-3027	1 Hb Meter 2 Control Strips 4 AAA Batteries 1 User's Manual 1 Lancing Device Insert 10 Test Strips 10 Lancets (26G) 1 Carrying Case 1 Test Strip Insert 1 Quick Reference Guide 1 Code Chip 1 Lancing Device 1 Control Strip Insert 1 Warranty Card 10 Capillary Transfer Tubes - Plastic
Quik-check® Plus Hb Hemoglobin Test Strips	C132-3037	50 Test Strips (25/Canister) 50 Capillary Transfer Tubes - Glass/10 µL (25/Canister) 1 Code Chip 1 Test Strip Insert
Quik-check® Plus Hb Hemoglobin Control Strips	C122-3017	2 Control Strips (2/Canister) 1 Control Strip Insert
Quik-check® Plus Hb Hemoglobin Control Solution	C121-3097	2 Bottles of Level-0 Control Solutions (1 mL/bottle) 2 Bottles of Level-1 Control Solutions (1 mL/bottle) 2 Bottles of Level-2 Control Solutions (1 mL/bottle) 1 Control Solution Insert

*Bill of quantity & scope of supply including 1000 test strips*

**INCHARGE**  
**B.G.W. BLOOD CENTER**



ACON Biotech (Hangzhou) Co., Ltd  
Aicheng Technology Park, No. 210,  
Zhenzhong Road, West Lake District,  
Hangzhou, Zhejiang Province, P.R. China

Imported and Marketed by:

**Peerless Biotech Pvt. Ltd**

499 & 100, Nehru Nagar Industrial Estate, Kottivakkam,  
Chennai - 600 041, India. Phone: +91 (0)44 2454 1668

Regd. Address : 36/37, Millennium House, M.K.Srinivasan Nagar,  
Main Road, Perambalur, Chennai - 600096. Tel: 44 2496 0541



Plot No. 121, Flat No.101, 1 st Floor, Suresh Apartment, Opp. Sangam Restaurant, Hanuman Nagar, Medical Square, Nagpur.  
Mob. : 9422875091 / 9422875093 / 9545552401 / 9545552402 E-mail : maheshicon1@gmail.com, manojicon@gmail.com  
Visit us : <https://www.indiamart.com/icon-healthcare-solutions/>

To,  
The Dean,  
Govt. Medical College & Hospital,  
Gondia

Date :- 11/01/2022  
Ref No. HIS/21-22/501

Dear Sir,

Please find our best rates for RH View Box.

Sr. No.	Description	Price in Rs.
01	<b>RH View Box Model No. BRHVB-12</b> with following features 1) Built in temperature indicator for easy & Accurate monitoring of Viewing area. 2) Viewing area temperature adjusts easily to compensate for ambient temperature changes (Range 45 to 50 Degree) 3) RH Slide reaches temperature of 37 Degree in 2 minutes, eliminating wasted Heat up time. 4) Soft, Fluorescent, glare-free light provides uniform illumination of slide contents. 5) View Box can be gently rocked using large knob on support cradle. 6) Sturdy, easy to clean Metallic powder compact case. Utilizes minimal bench space. 7) Meets RH slide test standards set by American Association of Blood Banks. 8) Unit Conveniently includes three wire cord and plug 9) Packing Dimension 21*8*8.5 (Inch) (LxWxH) Net Weight :- 5 kg.	24,200.00
02	Add GST @ 12%	2,904.00
Total :- Rs. Twenty Seven Thousand One Hundred & Four Only.		27,104.00

Thanking you,

For Icon Healthcare Solutions

Mahesh Chikte

INCHARGE  
B.G.W. BLOOD CENTER

रक्त संक्रमण अधिकारी  
रक्तपेढी बाई गंगाबाई स्त्री रुग्णालय  
गोंदिया

Prop. & Head  
Dept. of Pathology  
G.M.C., Gondia



Plot No. 121, Flat No.101, 1 st Floor, Suresh Apartment, Opp. Sangam Restaurant, Hanuman Nagar, Medical Square, Nagpur.  
Mob. : 9422875091 / 9422875093 / 9545552401 / 9545552402 E-mail : maheshicon1@gmail.com, manojicon@gmail.com  
Visit us : <https://www.indiamart.com/icon-healthcare-solutions/>

To,  
The Dean,  
Govt. Medical College & Hospital  
Gondia

Date: - 11/01/2022  
Ref No. IH/21-22/502

Dear Sir,

Please find our best offer for BA 210 (LED) Binocular Microscope

Sr. No.	Description	Make	Price
01	<b>BA 210 (LED) Binocular Microscope</b> <b>Specification: -</b> <b>Optical System:</b> Infinity Color corrected Optical System. <b>Eyepiece:</b> Wide field high eye point Eyepieces 10x/20 mm with diopter adjustment, on Both Eye Pieces tube, IPD 55-75mm, Prism incorporated. <b>Nosepiece:</b> Reversed quadruple Nosepiece, <b>Optical System:</b> CCIS Plan Achromatic Infinity Color Corrected System <b>Objective:</b> Anti Fungus CCIS Infinity Plan Achromatic <b>Frame:</b> Ergonomic High Rigidity Frame, metallic body <b>Viewing Angle</b> 30 deg., 360 deg. rotation IPD 55- 75mm, Prism incorporated. <b>3W LED</b> Illumination with intensity Control, LED life should be more than 20,000 hours, Universal Power Supply 100-240. <b>Stage:</b> Both side Rackless stage 140 x 135mm hard coated surface and slide holder which enables consistent sample movement across a 76x50 mm range.	Motic	60000.00
02	<b>Add GST @ 18%</b>		10,800.00
Total :- Rs. Seventy Thousand Eight Hundred Only			70,800.00

For Icon Healthcare Solutions

Mahesh Chikte

IN CHARGE  
B.G.W. BLOOD CENTER

रक्त संक्रमण अधिकारी  
रक्तपेढी बाई गंगाबाई स्त्री रुग्णालय  
गोंदिया

Prop. & Head  
Dept. of Pathology  
G.M.C., Gondia

**Advance Research Binocular Microscope:**

**Consisting of:**

**Optical System:** Infinity Color corrected Optical System.

**Eyepiece:** Wide field high eye point Eyepieces **10x/20 mm** with diopter adjustment, on Both Eye Pieces tube, IPD **55-75mm**, **Prism incorporated.**

**Nosepiece:** Reversed quadruple Nosepiece,

**Optical System:** CCIS Plan Achromatic Infinity Color Corrected System

**Objective:** Anti Fungus CCIS Infinity Plan Achromatic objective

CCIS Plan Infinity Objectives PL 4x/0.10 W.D. 15, 5

CCIS Plan Infinity Objectives PL 10x/0.25 W.D. 7

CCIS Plan Infinity Objectives PL 40x S/0.65 W.D. 0.71

CCIS Plan Infinity Objectives PL 100x S Oil/1.25 W.D. 0.14

**Frame:** Ergonomic High Rigidity Frame, metallic body

**Observation Tube:** Wide field Binocular tube, with diopter adjustment, on Both Eye Pieces tube, **Viewing Angle 30 deg**, 360 deg rotation IPD **55- 75mm**, **Prism incorporated.**

**Illumination:** Built- in Koehler illumination **3W LED** Illumination with intensity Control, LED life should be more than 10,000 hours, Universal Power Supply 100-240.


**Stage:** Both side Rackless stage 140 x 135mm hard coated surface and slide holder which enables consistent sample movement across a 76x50 mm range.

**Focus:** Brass gears Z-Axis movement 25 mm stroke Fine focuses with 2 $\mu$ m minimum increment, Coarse focus with torque adjustment


**Condenser:** Focusable Abbe condenser N.A.1.25 with iris Diaphragm,

**Accessories:** immersion oil (5ml), power cord, Allen Hexagonal key, vinyl dust cover;

**Upgradability:** Upgradable for Dark-field, Polarization,



**B.G.W. BLOOD CENTER  
GONDIA**



**रक्त संक्रमण अभिकारी  
रक्तपेढी बाई गंगाबाई स्त्री रुग्णालय  
गोंदिया**



**Prop. & Head  
Dept. of Pathology  
G.M.C., Gondia**

Specification for RH Viewing Box


- 1) Built in temperature indicator for easy & Accurate monitoring of Viewing area.
- 2) Viewing area temperature adjusts easily to compensate for ambient temperature changes (Range 45 to 50 Degree)
- 3) RH Slide reaches temperature of 37 Degree in 2 minutes, eliminating wasted Heat up time.
- 4) Soft, Fluorescent, glare-free light provides uniform illumination of slide contents.
- 5) View Box can be gently rocked using large knob on support cradle.
- 6) Sturdy, easy to elcan Metallic powder compact case. Utilizes minimal bench space.
- 7) Meets RH slide test standards set by American Association of Blood Banks.
- 8) Unit Conveniently includes three wire cord and plug

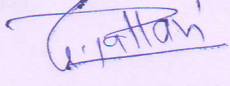
Packing Dimension


21\*8\*8.5 (Inch)

(LxWxH)

Net Weight :- 5 kg.

  
INCHARGE  
B.G.W. BLOOD CENTER  
GONDIA

  
रक्त संक्रमण अभिक्ररी  
रक्तपेढी बाई गंगाबाई स्त्री रुग्णालय  
गोंदिया

  
Prop. & Head  
Dept. of Pathology  
G.M.C., Gondia



महाराष्ट्र शासन  
शासकीय वैद्यकीय महाविद्यालय, गोंदिया

कुंवर तिलकसिंह सामान्य रुग्णालय परिसर, नेहरु चौक, गोंदिया, महाराष्ट्र - ४४१६०१

फोन नं. ०७१८२-२३८०९०

मेल : [gmcgondia@gmail.com](mailto:gmcgondia@gmail.com)

कान, नाक व घसा शास्त्र विभाग

जा.क्रं.शावैमर्गो/ कान,नाक,घसाशास्त्र वि/

/२०२०

दिनांक : २९.१०.२०२०

**ENT OPD Instruments specification**

अ. क्र.	आवश्यक यंत्रसामुग्रीचे नाव	आवश्यक नग	प्रति नग किंमत	एकूण	सदरचे यंत्रसामुग्री विभागास प्राप्त झाल्यास रुग्णालयास त्याचा होणारा फायदा
1.	Nasal Speculum	5 sets	200	1000/-	Treatment of Patients, Teaching of Students, MCI forms
2.	ENT examination chair	10	1000	10000/-	Treatment of Patients, Teaching of Students, MCI forms
3.	Jobson Horne Probe	5	100	500/-	Treatment of Patients, Teaching of Students, MCI forms
4.	BP Apparatus	1	1000	1000/-	Treatment of Patients, Teaching of Students, MCI forms
5.	Stethoscope	1	5000	5000	Treatment of Patients, Teaching of Students, MCI forms
6.	Tongue Depressor	5 sets of 4	200	1000	Treatment of Patients, Teaching of Students, MCI forms
7.	Suction Apparatus	1	10000	10000	Treatment of Patients, Teaching of Students, MCI forms
8.	Bayonet forcep	5	500	2500	Treatment of Patients, Teaching of Students, MCI forms
9.	Bull's eye lamp	3	5000	15000	Treatment of Patients, Teaching of Students, MCI forms
10.	Head mirror	5	100	500	Treatment of Patients, Teaching of Students, MCI forms
11.	Otoscope	5	5000	25000	Treatment of Patients, Teaching of Students, MCI forms
12.	Tuning fork	5	500	2500	Treatment of Patients, Teaching of Students, MCI forms
13.	Siegle's speculum	5	5000	25000	Treatment of Patients, Teaching of Students, MCI forms
14.	Nasal Suction	2 sets of 5	250	500	Treatment of Patients, Teaching of Students, MCI forms
15.	Ear Suction	2sets of 5	250	500	Treatment of Patients, Teaching of Students, MCI forms
16.	Aural speculum	5sets of 4	200	1000	Treatment of Patients, Teaching of Students, MCI forms
17.	Nasopharyngeal Mirror	5 sets of 4	200	1000	Treatment of Patients, Teaching of Students, MCI forms
18.	Laryngeal Mirror	5sets of 4	200	1000	Treatment of Patients, Teaching of Students, MCI forms

Professor & HOD.  
Department of ENT



महाराष्ट्र शासन  
शासकीय वैद्यकीय महाविद्यालय, गोंदिया

कुंवर तिलकसिंह सामान्य रुग्णालय परिसर, नेहरु चौक, गोंदिया, महाराष्ट्र - ४४१६०१

फोन नं. ०७१८२-२३८०९०

मेल : [gmcgondia@gmail.com](mailto:gmcgondia@gmail.com)

कान, नाक व घसा शास्त्र विभाग

जा.क्रं.शावैमगों/ कान,नाक,घसाशास्त्र वि/ /२०२०

दिनांक : २९.१०.२०२०

**ENT Operation Theatre Instruments specification**

अ. क्र.	आवश्यक यंत्रसामुग्रीचे नाव	आवश्यक नग	प्रति नग किंमत	एकूण	सदरचे यंत्रसामुग्री विभागास प्राप्त झाल्यास रुग्णालयास त्याचा होणारा फायदा
1.	Laryngeal biopsy forceps	1	10000	10000	Treatment of Patients, Teaching of Students, MCI forms
2.	Microlaryngeal cup forceps	1	10000	10000	Treatment of Patients, Teaching of Students, MCI forms
3.	Microlaryngeal scissor	1	10000	10000	Treatment of Patients, Teaching of Students, MCI forms
4.	laryngeal suction tips	1set of 3	10000	10000	Treatment of Patients, Teaching of Students, MCI forms
5.	Fibreoptic Lighting system	2	25000	50000	Treatment of Patients, Teaching of Students, MCI forms
6.	Suspension system for laryngoscope	1	10000	10000	Treatment of Patients, Teaching of Students, MCI forms
7.	Kleinsassr's laryngoscope	1	10000	10000	Treatment of Patients, Teaching of Students, MCI forms
8.	Negus laryngoscope	1	10000	10000	Treatment of Patients, Teaching of Students, MCI forms
9.	Laryngeal foreign body forcep	1	10000	10000	Treatment of Patients, Teaching of Students, MCI forms
10.	Anterior commisure laryngoscope	1	10000	10000	Treatment of Patients, Teaching of Students, MCI forms

*SSA*

*SSA*

Prof & HOD

**Professor & HOD.**

Dept. of ENT

**Department of ENT**

Govt. Medical College Gondia

**Government Medical College**

**GONDIA**




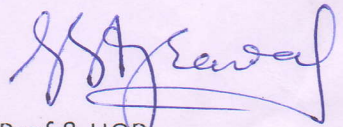
### ENT Emergency Instruments

1	Needle holder	2	500	1000	Treatment of Patients, Teaching of Students, MCI forms
2	Brad parkar knife handle	2	500	1000	Treatment of Patients, Teaching of Students, MCI forms
3	Cricoid hook	2	500	1000	Treatment of Patients, Teaching of Students, MCI forms
4	Ribbon right angled retractors	4	500	2000	Treatment of Patients, Teaching of Students, MCI forms
5	Curved artery forcep	8	500	4000	Treatment of Patients, Teaching of Students, MCI forms
6	Tracheal dilator	2	2500	5000	Treatment of Patients, Teaching of Students, MCI forms
7	Straight artery forcep	2	500	1000	Treatment of Patients, Teaching of Students, MCI forms
8	Oesophagoscope	3	10000	30000/-	Treatment of Patients, Teaching of Students, MCI forms
9	Rigid Bronchoscope	3	10000	30000	Treatment of Patients, Teaching of Students, MCI forms
10	Oesophageal dilators	1set of 5	25000	25000	Treatment of Patients, Teaching of Students, MCI forms
11	Oesophageal suction tips	1set of 3	10000	10000	Treatment of Patients, Teaching of Students, MCI forms
12	Brochial suction tips	1set of 3	10000	10000	Treatment of Patients, Teaching of Students, MCI forms
13	Oesophageal foreign body forcep	1	10000	10000	Treatment of Patients, Teaching of Students, MCI forms
14	Brochial foreign body forcep	1	10000	10000	Treatment of Patients, Teaching of Students, MCI forms
15	Oesophageal biopsy forceps	1	10000	10000	Treatment of Patients, Teaching of Students, MCI forms
16	Bronchial biopsy forceps	1	10000	10000	Treatment of Patients, Teaching of Students, MCI forms

यंत्रसामुग्रीचा प्रस्ताव कान,नाक व घसा शास्त्र विभाग शासकीय वैद्यकीय महाविद्यालय,गोंदिया.

अ.क्र.	उपभोक्त्याचे नाव	पदनाम	ई-मेल आयडी	दुरध्वनी क्र.
१.	डॉ.गौरव अग्रवाल	सहा.प्राध्यापक	Gaurav_gmcgondiya@yahoo.com	९४२३६८९५१६

  
**Professor & HOD.**  
 Department of ENT  
 Government Medical College  
 GONDIA

  
**Prof & HOD,**  
**Professor & HOD.**  
 Dept. of ENT  
 Department of ENT  
 Govt. Medical College, Gondia.  
 Government Medical College  
 GONDIA



महाराष्ट्र शासन

शासकीय वैद्यकीय महाविद्यालय व रुग्णालय, गोंदिया  
**Government Medical College & Hospital, Gondia**

कुंवर तिलकसिंह सामान्य रुग्णालय परिसर, नेहरु चौक, गोंदिया, महाराष्ट्र-४४१६०१

Telephone No 07182-238090 Email-ID:- gmcgstore2015@gmail.com Website: www.gmcgondia.in

**Specifications of Telemetry System For LMO Tank**

It should consist of hardware and the software for remote monitoring of LMO quantity in the tank.

It should be safe for use in the LMO tank area.

**Telemetry Device**

Supports connection upto 2 Differential Pressure Transmitters-→

Communication Mode-GPRS-→

LCD Display-→

Battery Backup up to 7 Hours(For Hourly reading update)-→

Stores Data upto 7000 readings in case of communication failure.-→

**Differential Pressure Transmitter-**

Measurements: Differential Pressure(DP) and-→ Static Pressure (SP)

Measurement Span: 0 to 13000 mmWC-→

**The system should have M2m SIM Card 2G with outgoing and incoming SMS**

Annual Charges for m2m SIM Card for Telemetry Device should be quoted in the quotation

**GLM Lite Software should be supplied with system**

1 Tank

5 Users

Unlimited Email Notifications

Access to Web and Android Mobile Application

Annual Subscription of GLM Lite Software Should be quoted in the quotation.

Service & Maintenance Charges per year should be quoted in the quotation.

Transportation charges of Telemetry Device, Spares & Installation Material Including Installation & Manpower Deputation should be included in quotation

**Terms & Conditions**

Freight/Transport: All freight, Transport, Loading/Unloading included in above quotation.

Installation: Installation Charges Included.

Warranty: 1 Year after Installation.

Local Govt. Compliance Registration, Permission, Approvals for MGPS Work, if any required by Local Authorities to be obtained by the Client.

  
Dean